



Walk Behind 450/530 mm Battery Powered Scrubber Dryers

This exciting SCRUBTEC range offers fast, effective and inexpensive cleaning. Highly productive, these units produce a fast return on investment and represent the best value for money in walk-behind scrubber/dryers.





Suitable for easy, efficient floor cleaning in hospitals, retail outlets, manufacturing plants, car dealers, garages, warehouses, restaurants, hotels, and other locations where it is vital that floors are kept clean.

PRODUCT FACTS

- Interchangeable brush decks with 2 disc sizes 45 and 53 cm or 51 cm cylindrical brush
- 42 litres solution and recovery tanks
- Large access to recovery tank speeds up cleaning time
- Adjustable scrubbing pressure provides the best results under all conditions

Model	SCRUBTEC 545	SCRUBTEC 545	SCRUBTEC 553	SCRUBTEC 553	SCRUBTEC 553
Ref. no	9087172020	9087175020	9087178020	9087181020	9087185020
Description	SCRUBTEC 545 B COMBI UK	SCRUBTEC 545 BL COMBI UK	SCRUBTEC 553 B COMBI UK	SCRUBTEC 553 BL COMBI UK	SCRUBTEC 553 E UK
PRODUCT FEATURES					
BATTERY VERSION	■	■	■	■	
WITH TRACTION MOTOR		■		■	
ON-BOARD CHARGER	■	■	■	■	
CABLE VERSION					■
AUTOMATIC BRUSH SHUT OFF	■	■	■	■	■
AUTOMATIC SOLUTION SHUT OFF	■	■	■	■	■
SOLUTION FILTER	■	■	■	■	■
ADJUSTABLE BRUSH PRESSURE		■	■	■	■
CLICK ON-OFF BRUSH	■	■	■	■	■
INTERCHANGEABLE BRUSH DECK	■	■	■	■	■
RECOVERY EMPTYING HOSES	■	■	■	■	■
REMOVABLE RECOVERY LID	■	■	■	■	■
SOLUTION LEVEL INDICATOR	■	■	■	■	■
ROLLER BUMPERS ON SQUEEGEE	■	■	■	■	■
INCL. ACCESSORIES					
909 6848 000 BRUSH DECK 531-551 KIT			■	■	■
7116009 BATTERY MAIN FREE 100AH 12V			■	■	
7116162 BATTERY MAIN FREE 70AH 12V	■	■			
909 6851 000 SQUEEGEE KIT COMPLETE	■	■	■	■	■

Technical specifications	SCRUBTEC 545	SCRUBTEC 545	SCRUBTEC 553	SCRUBTEC 553	SCRUBTEC 553
MOTOR POWER SOURCE	Battery	Battery 70Ah	Battery	Battery 100Ah	Cable
VOLTAGE (V)	24	24	24	24	230
PROTECTION CLASS (ELECTRICAL)	IPX4	IPX4	IPX4	IPX4	IPX4
INSULATION CLASS	III	III	III	III	I
RATED POWER (W)	810	1010	810	1010	1650
AIRFLOW (L/SEC)	25.3	25.3	25.3	25.3	36
VACUUM (KPA)	11	11	11	11	13
SOUND PRESSURE LEVEL AT 1.5 M (DB(A)ISO 3744)	65.8	65.8	65.8	65.8	67,3
PRODUCTIVITY RATE (M ² / H)	1800	1800	2120	2120	2120
SCRUBBING WIDTH (MM)	450	450	530	530	530
MIN. TURN-AROUND AISLE WIDTH (CM)	60	60	65	65	65
MAX SPEED (KM/H)	-	4.5	-	4.5	-
MAX CLIMBING RATE (%)	-	16		16	-
BRUSH PRESSURE (KG)	23	23/33	25	25/35	32
BRUSH SPEED (RPM)	135	135	135	135	150
LENGTH X WIDTH X HEIGHT (CM)	119x51x105	119x51x105	122x54x105	122x54x105	118x54x105
WEIGHT (KG)	88	105	89	106	135
OPERATING WEIGHT (MACHINE ONLY) (LB)	220	238	221	238	177
WATER FLOW (L/M)	0.55-1.1	0.55-1.1	0.55-1.1	0.55-1.1	0.55-1.6
BRUSH MOTOR (W)	480	480	480	480	1100
BRUSH SIZE (MM)	450	450	530	530	530
SQUEEGEE WIDTH (MM)	760	760	760	760	760
TANK CAPACITY, SOLUTION/RECOVERY (L)	42/42	42/42	42/42	42/42	42/42
TRACTION MOTOR POWER (W)	-	200	-	200	-
VACUUM MOTOR POWER (W)	330	330	330	330	550

Accessories	Ref. no	Min. required	SCRUBTEC 545	SCRUBTEC 553	
Batteries and Chargers					
	BTRY SEMI TRAC 110A 12V	7116188	2	■	■
	BTRY MAIN FREE 100AH 12V	7116009	2	■	■
	CHARGER 24V 20A	7116142	1	■	■
	CHARGER 24V 20A SMC	7116106	1	■	■
	BATTERY 72AH TUBULAR (2 X 12V)	7116004	2	■	■
	CHARGER SEMI TRAC 24V 20A	7116141	1	■	■
	BTRY MAIN FREE 70AH 12V	7116162	2	■	■
	CHARGER MAIN FREE 24V 20A	7116140	1	■	■
Brush disc. 530mm					
 530mm	MIDLITE MEDIUM 180 GRIT 53CM BRUSH	L08837028	1		■
	Squeegees, blades, skirts and splash guards				
	SQUEEGEE KIT COMPLETE	909 6851 000	1	■	■
	BLADE, POLYURET. KIT 30"	909 6858 000	1	■	■
	BLADE, STD KIT 30"	909 6860 000	1	■	■
	SPLASH GUARD KIT 451	909 6737 000	1	■	
	SPLASH GUARD KIT 531-551	909 6736 000	1		■
Others					
	EDS KIT	9097163000	1	■	■
	PRESSURE EXTRA BRUSH KIT	9097185000	1	■	■
	COUNTER HOUR 24V KIT	9096951000	1	■	■
	HOUR METER KIT 230V	909 6735 000	1	■	■