



### Walk Behind 700,784 & 795 mm Battery Powered Scrubber Dryers

The new Nilfisk-ALTO SCRUBTEC 795, 784 and 770 S/L range of walk-behind scrubbers provides you the best traction in double scrubbing and ramp cleaning, and they provide safety, not only for the operator, but also for those walking on recently cleaned floors.

Other significant advantages with the new SCRUBTEC L walk-behinds are the control system that allows all normal scrubbing functions to be activated by a single touch of a button for convenience and minimal operator training.

Typical applications can be found in retail stores, distribution centres, warehouses, office buildings, schools & universities, cleaning contractors and manufacturing plants.

The new large ALTO SCRUBTEC walk-behind range keep focus on the operator with comfort, safety and fun, and for the buyer with productivity, low maintenance cost, employee satisfaction and labour savings.

### PRODUCT FACTS

- Low voltage shut off.
- Non corrosive polydur brush housing.
- Exclusive nylon gimbal brush/pad driver mount.
- Non marking pneumatic tires.
- AccuTrac patented breakaway swing squeegee.
- Neutral position traverse control handles.
- All controls on front view panel.

Model	SCRUBTEC 770S	SCRUBTEC 770L	SCRUBTEC 784S
Ref. no	05210E	05211E	05220E
Description	SCRUBTEC 770S 36V	SCRUBTEC 770L 36V	SCRUBTEC 784S 36V

### PRODUCT FEATURES

### INCL. ACCESSORIES

30914A BLADE INNER RUBBER 28"	■	■	
30915A BLADE INNER RUBBER 33"			■
30934A BLADE INNER RUBBER 38"			■
30913A BLDE OUTER GUM RUBBER 33"			■
30935A BLDE OUTER GUM RUBBER 38"			■
18815K SQUEEGEE ASSM 28"	■	■	
18816K SQUEEGEE ASSM 33"			■
18817K SQUEEGEE ASSM 38"			■

Technical specifications	SCRUBTEC 770S	SCRUBTEC 770L	SCRUBTEC 784S
CLEANING WIDTH (MM)	700	700	840
DIMENSIONS LXWXH (MM)	1588x762x1118	1588x762x1118	1600x914x1118
BRUSH PRESSURE (KG)	68-100	63,5-100	68-100
BRUSH SPEED (RPM)	200	200	200
WEIGHT (KG)	456	456	460
POWER SUPPLY (V)	36	36	36
BRUSH MOTOR (KW)	2 x 0,74	2 x 0,74	2 x 0,74
BRUSH SIZE (MM)	355	355	430
SQUEEGEE WIDTH (MM)	813	813	991
TANK CAPACITY, SOLUTION/RECOVERY (L)	114 / 114	114 / 114	114 / 114
VACUUM MOTOR POWER - 3 STAGE (W)	740	740	740

Technical specifications	SCRUBTEC 770S	SCRUBTEC 770L	SCRUBTEC 784S
TRACTION MOTOR POWER (W)	370	370	370
VACUUM MOTOR TYPE - TANGENTIAL	X	X	X
THEORETICAL SURFACE PERFORMANCE (M <sup>2</sup> /H)	2800	2800	3360

Model	SCRUBTEC 784L	SCRUBTEC 795S	SCRUBTEC 795L
Ref. no	05221E	05230E	05231E
Description	SCRUBTEC 784L 36V	SCRUBTEC 795S 36V	SCRUBTEC 795L 36V

### PRODUCT FEATURES





### INCL. ACCESSORIES

30914A BLADE INNER RUBBER 28"			
30915A BLADE INNER RUBBER 33"	■		
30934A BLADE INNER RUBBER 38"		■	■
30913A BLDE OUTER GUM RUBBER 33"	■		
30935A BLDE OUTER GUM RUBBER 38"		■	■
18815K SQUEEGEE ASSM 28"			
18816K SQUEEGEE ASSM 33"	■		
18817K SQUEEGEE ASSM 38"		■	■





Technical specifications	SCRUBTEC 784L	SCRUBTEC 795S	SCRUBTEC 795L
CLEANING WIDTH (MM)	840	950	950
DIMENSIONS LXWXH (MM)	1600x914x1118	1676x1041x1118	1676x1041x1118
BRUSH PRESSURE (KG)	63,5-100	68-100	63,5-100
BRUSH SPEED (RPM)	200	200	200
WEIGHT (KG)	460	465	465
POWER SUPPLY (V)	36	36	36
BRUSH MOTOR (KW)	2 x 0,74	2 x 0,74	2 x 0,74
BRUSH SIZE (MM)	430	480	480
SQUEEGEE WIDTH (MM)	991	1118	1118
TANK CAPACITY, SOLUTION/RECOVERY (L)	114 / 114	114 / 114	114 / 114
VACUUM MOTOR POWER - 3 STAGE (W)	740	740	740

Technical specifications	SCRUBTEC 784L	SCRUBTEC 795S	SCRUBTEC 795L
TRACTION MOTOR POWER (W)	370	370	370
VACUUM MOTOR TYPE - TANGENTIAL	X	X	X
THEORETICAL SURFACE PERFORMANCE (M <sup>2</sup> /H)	3360	3800	3800

Accessories	Ref. no	Min. required	SCRUBTEC 770S	SCRUBTEC 770L	SCRUBTEC 784S	
<b>Batteries and Chargers</b>						
	BTRY 247AH SEMI TRAC 6V	7116010	6	■	■	■
	CHARGER 36V 20AH	7116146	1			
	CHARGER 36V 20A	7116109	1	■	■	■
	CHARGER 36V 20A	7116144	1	■	■	■
	BATTERY FILLING SYSTEM	7116076	1			
	BATTERY FILLING SYSTEM	7116060	1	■	■	■
	CHARGER 36/40	7116053	1			
	CHARGER 36V 40AH	7116133	1			
<b>Padholders</b>						
	PAD ASSM 17"	17520C	2			■
	PAD ASSM 14"	17521C	2	■	■	
	PAD ASSM 19"	17524B	2			
	PAD DRIVER. MOLDED FACE 1 7inW/6	53142A	2			■
	PAD HOLDER PINCH CLIP	56941A	1	■	■	■
<b>Pad 14" / 355mm</b>						
 355mm	PADS CS 14" WHITE 51	976037	2	■	■	
	CS 14 BLUE 51 PADS	976039	2	■	■	
	CS 14 BROWN 51 PADS	976040	2	■	■	
	CS 14 BLACK THICK PADS	976146	2	■	■	
<b>Pad 17" / 432mm</b>						
 432mm	CS 17 WHITE 51 PADS	976052	2			■
	CS 17 RED 51 PADS	976053	2			■
	CS 17 BLUE 51 PADS	976054	2			■
	CS 17 BROWN 51 PADS	976055	2			■
	CS 17 BLACK THICK PADS	976158	2			■
<b>Pad 19" / 480mm</b>						
 480mm	CS 19 WHITE 51 PADS	976062	2			
	CS 19 RED 51 PADS	976063	2			
	CS 19 BLUE 51 PADS	976064	2			
	CS 19 BROWN 51 PADS	976065	2			
	PADS BLACK 19"	976166	2			
<b>Brush disc. 360mm</b>						
 360mm	BRUSH, ASM LITE GRIT 14"	10383A	2	■	■	
	BRUSH, 28" NYLON	10874A	2	■	■	
	BRUSH ASM.. GRIT HEAVY (	11426B	2	■	■	
	BRUSH ASM..POLYPROPLENE 1	11427B	2	■	■	
	BRUSH ASM.. NYLON 14inOD	11429B	2	■	■	
	BRUSH ASM.. GRIT MEDIUM (	11431B	2	■	■	
	BRUSH 14 ?370 5K	303000382	2	■	■	
<b>Brush disc. 430mm</b>						
 430mm	LITE GRIT BRUSH 17in	10384A	2			■
	BRUSH, 17" NYLON	10875A	2			■
	BRUSH ASM..POLYPROPYLENE	11424B	2			■
	BRUSH ASM.. GRIT HEAVY (1	11425B	2			■

Accessories		Ref. no	Min. required	SCRUBTEC 770S	SCRUBTEC 770L	SCRUBTEC 784S
	<b>Brush disc. 430mm</b>					
	BRUSH ASM.. NYLON 17inOD	11428B	2			■
	BRUSH ASM.. GRIT MEDIUM (	11430B	2			■
430mm	BRUSH 17 ?430 5K	303000384	2			■
	<b>Brush disc. 480 mm</b>					
	LITE GRIT BRUSH 18in	10385A	2			
	BRUSH ASM. GRIT MEDIUM (1	11432B	2			
	BRUSH ASM.. GRIT HEAVY (	11433B	2			
	BRUSH ASM. POLYPROP. 19in	11434B	2			
480mm	BRUSH ASM. NYLON 19inOD (	11435B	2			
	<b>Squeegees, blades, skirts and splash guards</b>					
	SQUEEGEE ASSM 28"	18815K	1	■	■	
	SQUEEGEE ASSM 33"	18816K	1			■
	SQUEEGEE ASSM 38"	18817K	1			
	SQUEEGEE ASSM 28"	18818A	1	■	■	
	BLDE OUTER GUM RUBBER 28"	30912A	1	■	■	
	BLDE OUTER GUM RUBBER 33"	30913A	1			■
	BLADE INNER RUBBER 28"	30914A	1	■	■	
	BLADE INNER RUBBER 33"	30915A	1			■
	BLADE INNER RUBBER 28"	30930A	1	■	■	
	BLADE INNER RUBBER 38"	30934A	1			
	BLDE OUTER GUM RUBBER 38"	30935A	1			
	BLADE SQUEEGEE 28"	30951A	1	■	■	
	INNER SQUEEGEE BLADE 28"	30952A	1	■	■	
	INNR SQUEGE BLDE RIBB 33"	30953A	1			■
	INNR SQUEGE BLDE RIBB 38"	30954A	1			
	INNR SQUEGE BLDE RIBB 28"	30955A	1	■	■	
	SQUEEGEE GROUT BLADE 28"	30957A	1	■	■	
SQUEEGEE BLADE GROUT 38"	30958A	1			■	
SQUEEGEE BLADE GROUT 38"	30959A	1				
	<b>Options</b>					
	BRAKE KIT FOR 59116A	10684B	1	■	■	■
	KIT. CLARKE CARE	14607A	1	■	■	■
	PROTECTANT. POLYDUR	50478A	1	■	■	■
	CASTER ASM.. SOFT (26/32	52127A	2	■	■	■
	GREASE GUN KIT	55420A	1	■	■	■
	WHEEL ASM.. NON-MARKING W /FOAM	59955A	2	■	■	■

Accessories	Ref. no	Min. required	SCRUBTEC 784L	SCRUBTEC 795S	SCRUBTEC 795L
<b>Batteries and Chargers</b>					
	BTRY 247AH SEMI TRAC 6V	7116010	6	■	■
	CHARGER 36V 20AH	7116146	1		
	CHARGER 36V 20A	7116109	1	■	■
	CHARGER 36V 20A	7116144	1	■	■
	BATTERY FILLING SYSTEM	7116076	1		
	BATTERY FILLING SYSTEM	7116060	1	■	■
	CHARGER 36/40	7116053	1		
	CHARGER 36V 40AH	7116133	1		
<b>Padholders</b>					
	PAD ASSM 17"	17520C	2	■	
	PAD ASSM 14"	17521C	2		
	PAD ASSM 19"	17524B	2		■
	PAD DRIVER. MOLDED FACE 1 7inW/6	53142A	2	■	
	PAD HOLDER PINCH CLIP	56941A	1	■	■
<b>Pad 14" / 355mm</b>					
	PADS CS 14" WHITE 51	976037	2		
	CS 14 BLUE 51 PADS	976039	2		
	CS 14 BROWN 51 PADS	976040	2		
	CS 14 BLACK THICK PADS	976146	2		
<b>Pad 17" / 432mm</b>					
	CS 17 WHITE 51 PADS	976052	2	■	
	CS 17 RED 51 PADS	976053	2	■	
	CS 17 BLUE 51 PADS	976054	2	■	
	CS 17 BROWN 51 PADS	976055	2	■	
	CS 17 BLACK THICK PADS	976158	2	■	
<b>Pad 19" / 480mm</b>					
	CS 19 WHITE 51 PADS	976062	2		■
	CS 19 RED 51 PADS	976063	2		■
	CS 19 BLUE 51 PADS	976064	2		■
	CS 19 BROWN 51 PADS	976065	2		■
	PADS BLACK 19"	976166	2		■
<b>Brush disc. 360mm</b>					
	BRUSH, ASM LITE GRIT 14"	10383A	2		
	BRUSH, 28" NYLON	10874A	2		
	BRUSH ASM.. GRIT HEAVY (	11426B	2		
	BRUSH ASM..POLYPROPLENE 1	11427B	2		
	BRUSH ASM.. NYLON 14inOD	11429B	2		
	BRUSH ASM.. GRIT MEDIUM (	11431B	2		
	BRUSH 14 ?370 5K	303000382	2		
<b>Brush disc. 430mm</b>					
	LITE GRIT BRUSH 17in	10384A	2	■	
	BRUSH, 17" NYLON	10875A	2	■	
	BRUSH ASM..POLYPROPYLENE	11424B	2	■	
	BRUSH ASM.. GRIT HEAVY (1	11425B	2	■	

Accessories		Ref. no	Min. required	SCRUBTEC 784L	SCRUBTEC 795S	SCRUBTEC 795L
	<b>Brush disc. 430mm</b>					
	BRUSH ASM.. NYLON 17inOD	11428B	2	■		
	BRUSH ASM.. GRIT MEDIUM (	11430B	2	■		
	BRUSH 17 ?430 5K	303000384	2	■		
	<b>Brush disc. 480 mm</b>					
	LITE GRIT BRUSH 18in	10385A	2		■	■
	BRUSH ASM. GRIT MEDIUM (1	11432B	2		■	■
	BRUSH ASM.. GRIT HEAVY (	11433B	2		■	■
	BRUSH ASM. POLYPROP. 19in	11434B	2		■	■
	BRUSH ASM. NYLON 19inOD (	11435B	2		■	■
	<b>Squeegees, blades, skirts and splash guards</b>					
	SQUEEGEE ASSM 28"	18815K	1			
	SQUEEGEE ASSM 33"	18816K	1	■		
	SQUEEGEE ASSM 38"	18817K	1		■	■
	SQUEEGEE ASSM 28"	18818A	1			
	BLDE OUTER GUM RUBBER 28"	30912A	1			
	BLDE OUTER GUM RUBBER 33"	30913A	1	■		
	BLADE INNER RUBBER 28"	30914A	1			
	BLADE INNER RUBBER 33"	30915A	1	■		
	BLADE INNER RUBBER 28"	30930A	1			
	BLADE INNER RUBBER 38"	30934A	1		■	■
	BLDE OUTER GUM RUBBER 38"	30935A	1		■	■
	BLADE SQUEEGEE 28"	30951A	1			
	INNER SQUEEGEE BLADE 28"	30952A	1			
	INNR SQUEGE BLDE RIBB 33"	30953A	1	■		
	INNR SQUEGE BLDE RIBB 38"	30954A	1		■	■
	INNR SQUEGE BLDE RIBB 28"	30955A	1			
	SQUEEGEE GROUT BLADE 28"	30957A	1			
SQUEEGEE BLADE GROUT 38"	30958A	1	■			
SQUEEGEE BLADE GROUT 38"	30959A	1		■	■	
	<b>Options</b>					
	BRAKE KIT FOR 59116A	10684B	1	■	■	■
	KIT. CLARKE CARE	14607A	1	■	■	■
	PROTECTANT. POLYDUR	50478A	1	■	■	■
	CASTER ASM.. SOFT (26/32	52127A	2	■	■	■
	GREASE GUN KIT	55420A	1	■	■	■
WHEEL ASM.. NON-MARKING W /FOAM	59955A	2	■	■	■	