



### Walk behind sweeper with traction

FLOORTEC 350 is the ideal solution for small to medium sized cleaning jobs like service stations, small parking lots, school yards, small factories and small warehouses

The machines are also very suitable for cleaning of large carpeted areas

FLOORTEC 350 is the most effective solution for dust-free sweeping in small and narrow areas.

Rugged design, low noise level and dust-free sweeping for both in and out door use







The filters can be replaced and the brooms can be adjusted/changed in no time - without any use of tools.

### PRODUCT FACTS

- Adjustable ergonomic handle.
- Control panel with battery level indicator.
- handle can be folded for easy transport.
- Traction transmitted via the back wheels.
- Adjustable main and side broom.
- The brooms can be changed without the use of any tools.
- Filter can be inspected/Changed without tools.
- Manual filter shaker.

Model	FLOORTEC 350	FLOORTEC 350
Ref. no	908 4704 010	908 4706 010
Description	SWEEPER FLOORTEC 350	SWEEPER FLOORTEC 350 UK
<b>PRODUCT FEATURES</b>		
NO TOOL BRUSH REMOVAL	■	■
COMPACT DESIGN	■	■
LOW WORKING SOUND LEVEL	■	■
BATTERY VERSION	■	■
WITH DRIVE MOTOR	■	■
FOLDING TRANSPORT HANDLE	■	■
DIRECT THROW SWEEPING	■	■
ADJUSTABLE HANDLE	■	■
NON MARKING TRACTION WHEELS	■	■
THERMAL BREAKERS	■	■
BATTERY LEVEL INDICATOR	■	■
BUILT-IN CHARGER	■	■
ON-BOARD CHARGER	■	■
POLYESTER CLOTH FILTER	■	■
MANUAL FILTER SHAKER	■	■
HOPPER FOR COLLECTING DEBRIS	■	■
<b>INCL. ACCESSORIES</b>		
146 3049 000 BATTERY 12V 46 AH GEL	■	■
146 3015 000 BROOM MAIN 200X500	■	■
146 3035 000 BROOM SIDE 109X315 PPL0,5	■	■
146 3046 000 FLAP DIRT CONTAINER	■	■
146 2980 000 SKIRT REAR	■	■
146 3024 000 SKIRT SIDE	■	■

Technical specifications	FLOORTEC 350	FLOORTEC 350
HOPPER VOLUME (L)	60	60
POWER SOURCE BATTERY	12 V	12 V
MAIN FILTER TYPE	Polyester	Polyester
MAIN FILTER AREA (M <sup>2</sup> )	1	1
DIMENSIONS LXWXH (MM)	998x797x500	998x797x500
SIDE BRUSH DIAMETER (MM)	315	315
WEIGHT (KG)	68	68
WORKING WIDTH WITH/WITHOUT SIDE BROOMS (MM)	720/500	720/500
DUST CONTROL	X	X
THEORETICAL SURFACE PERFORMANCE (M <sup>2</sup> /H)	2880	2880

Accessories	Ref. no	Min. required	FLOORTEC 350	
<b>Batteries GEL</b>				
	BATTERY 12V 46 AH GEL	146 3049 000	1	■
<b>Broom cyl. 500mm</b>				
	BROOM MAIN 200X500 PPL 0,3	146 3015 000	1	■
500mm	BROOM MAIN 180X500 CARPET	146 3016 000	1	■
<b>Side brush</b>				
	BROOM SIDE 109X315 PPL0,5	146 3035 000	1	■
	BROOM SIDE 109X315 NYLON CARPET	146 3036 000	1	■
<b>Filters</b>				
	FILTER PAPER	146 3078 000	1	■
<b>Squeegees, blades, skirts and splash guards</b>				
	FLAP DIRT CONTAINER	146 3046 000	1	■
	SKIRT REAR	146 2980 000	1	■
	SKIRT SIDE	146 3024 000	2	■
	FLAP DIRT CONT.NO MARKING	146 3047 000	1	■
	SKIRT REAR NO MARKING	146 2981 000	1	■
	SKIRT SIDE NO MARKING	146 3025 000	2	■
<b>Others</b>				
	SKIRTS KIT	1463166000	1	

Accessories		Ref. no	Min. required	FLOORTEC 350
<b>+</b>	<b>Others</b>			
	SKIRTS NO MARKING KIT	1463167000	1	